



AIRPORT PICK-UP INSTRUCTIONS

SeaTac Airport requires all charter coaches to stage at a remote holding lot located 10 minutes from the actual pick up location (28th Ave Holding Lot).

After all passengers have retrieved their luggage, you or your group leader must contact SeaTac Airport Ground Transportation to have your coach dispatched.

You may contact Ground transportation in either one of the following ways:

1. Call direct via cell phone to Ground Transportation at (206) 787-5904.
2. Use a free telephone from any hotel/bus reader board and dial 55.

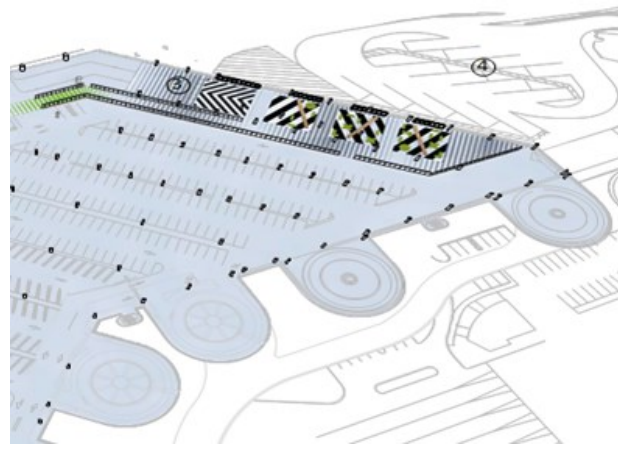
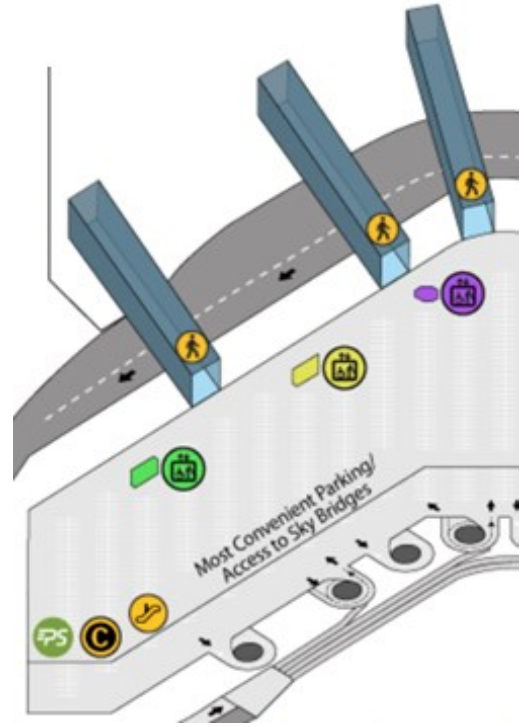
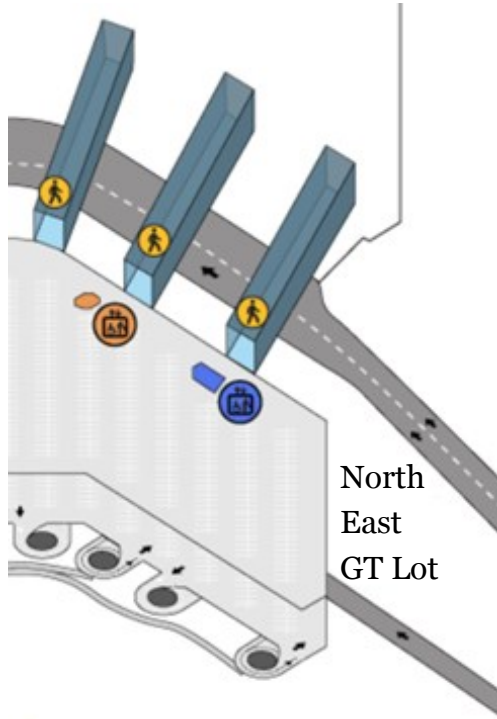
Once you are connected with Ground Transportation, tell them your group name and that you have a **BEELINE TOURS** Coach waiting for you.

Your group will be directed to the North-East Ground Transportation lot, located on floor 1 of the parking garage. From Baggage Claim, go across Sky Bridge #3 or #4 into the parking garage. Take the Blue or Orange elevators to floor 1. Follow signs to Busses.

Ground transportation staff will page the 28th Ave Lot to inform the driver their group is ready for pick-up and will assign a designated stall in the North-East Ground Transportation lot.

-BEELINE TOURS CANNOT DISPATCH THE BUS FOR THE GROUP-
Please call Beeline Tours at (206) 632-5162 if you have any trouble.

Terminal to North-East GT Lot



- Legend**
- 3) Bus Lot Waiting Area
 - 4) North - East GT Lot

Port of Seattle
 Seattle-Tacoma International Airport
 Ground Transportation
 P.O. Box 68727
 Seattle, WA 98168
 (206) 787 - 5904
 (206) 787 - 5906

- Legend**
- 1) First Floor Lobby
 - 2) Enclosed Walkway

Baggage Claim to

1st Floor Parking Garage

Baggage Claim to

1st Floor Parking Garage

Skybridge 2

Skybridge 3

Skybridge 4



Skybridge 5




- Between carousels 7 and 8 there is an escalator that leads to skybridge 2.
- To the right of the escalators is an elevator. Press P for parking to get to Skybridge 2.
- At the end of the skybridge on the left are purple colored elevators. Take elevator down to floor 1.
- Proceed inside lobby.



- Skybridge three is located between carousel 9 and 10.
- Cross the skybridge to the parking garage.
- To the right of the bridge are purple colored elevators.
- Take the elevator to the first floor.



- Between carousel 12 and 13 take elevator to skybridge 4. Press P for parking.
- You can also take the escalator in the same area.
- Cross skybridge 4 to parking garage.
- Take orange colored elevators located to the left to floor 1 and proceed into lobby.



- The escalator between carousels 14 and 15 leads to skybridge 5.
- Cross the skybridge and head to blue colored elevator to proceed to the bus lot on the first floor.
- The orange colored elevators can also take you to the first floor lobby.

